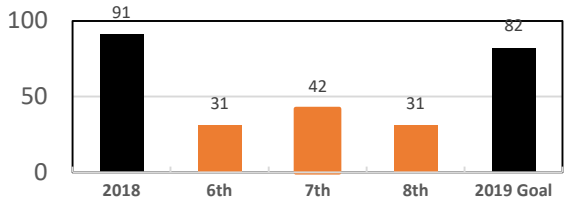


JFS Data Dashboards

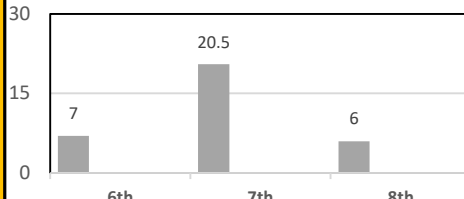
2018-2019

Chronic Absenteeism - # of students (MP1)



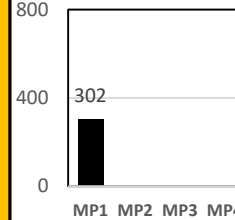
Note: MP1 5+ days, MP2 9+ days, MP3 14+ days, MP4 19+ days

Out Of School Suspensions

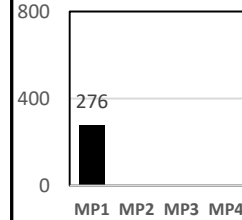


Note: Total number of days suspended

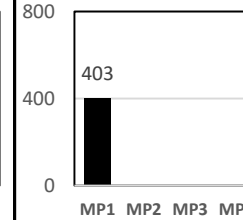
Gr. 6 Quarterly Tardies



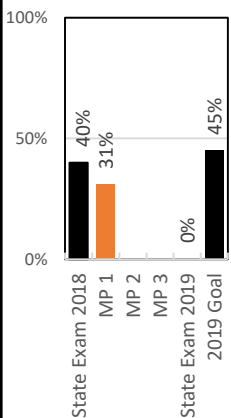
Gr. 7 Quarterly Tardies



Gr. 8 Quarterly Tardies

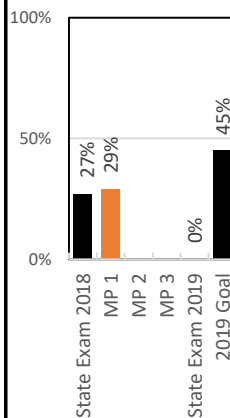


Grade 6 ELA % Proficiency



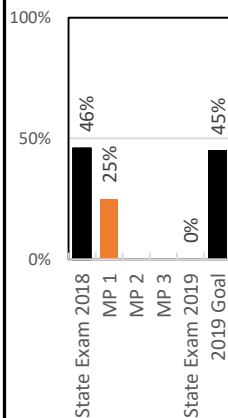
Quarterly Assessments

Grade 7 ELA % Proficiency



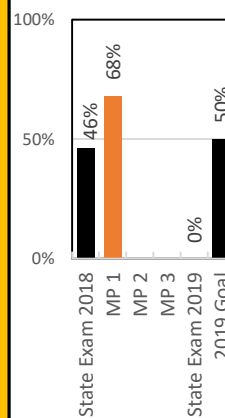
Quarterly Assessments

Grade 8 ELA % Proficiency



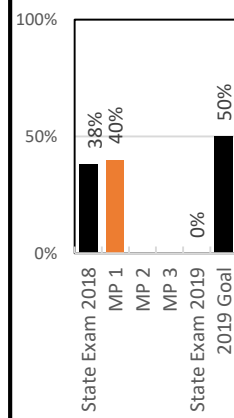
Quarterly Assessments

Grade 6 Math % Proficiency



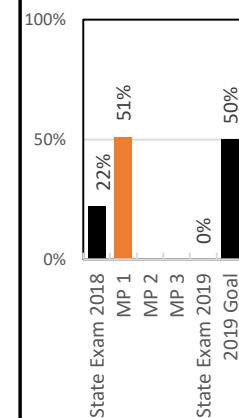
Quarterly Assessments

Grade 7 Math % Proficiency



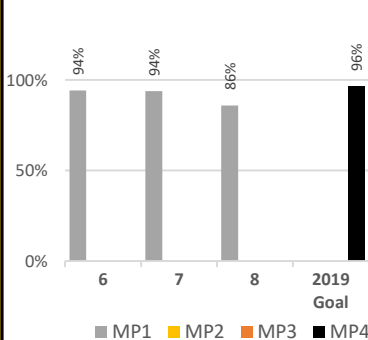
Quarterly Assessments

Grade 8 Math % Proficiency

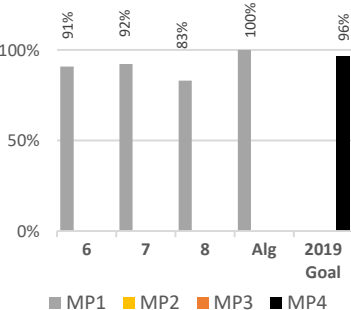


Quarterly Assessments

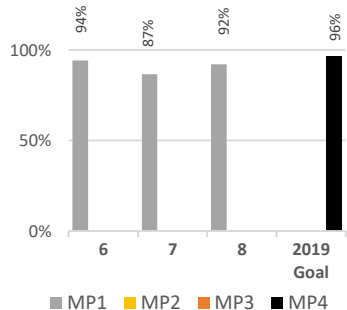
ELA Course Passing Rate



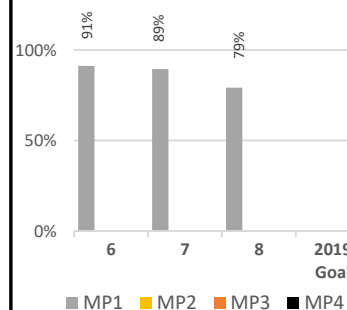
Math Course Passing Rate



Science Course Passing Rate



Social Studies Course Passing Rate



Physical Education Course Passing Rate

